



Legal Headquarters

via Campardone, 7 Z.I.
31014 Colle Umberto (TV)
Italia

Operational Headquarters

Via Vittorio Veneto, 20
31014 Colle Umberto (TV)
Italia


Contact Us

+39 0438 434443

info@overmat-screed.com

Follow Us

@overmat



LIGHTWEIGHT SUB-FLOORS



Automatic equipment for the mixing and
pumping of Screed and lightweight subfloors

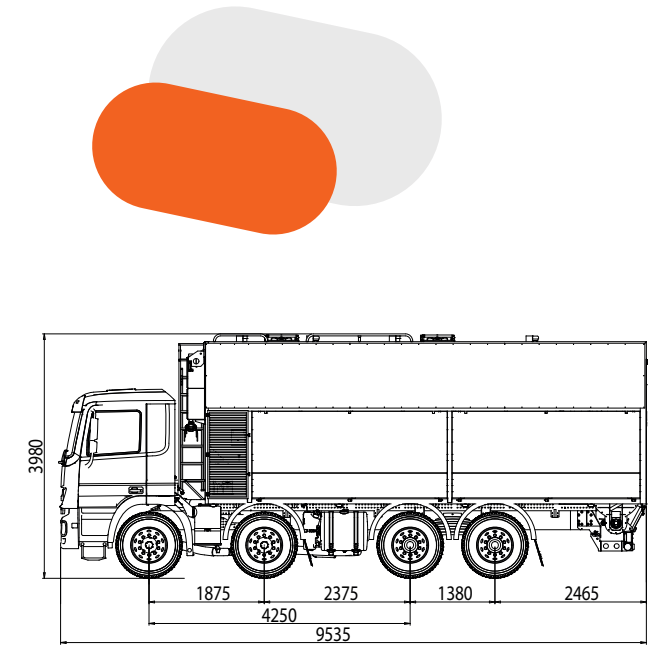


Overmat **A-series** equipment are the best work companion in the production of **lightweight subfloors**, made of **foam or polystyrene**.

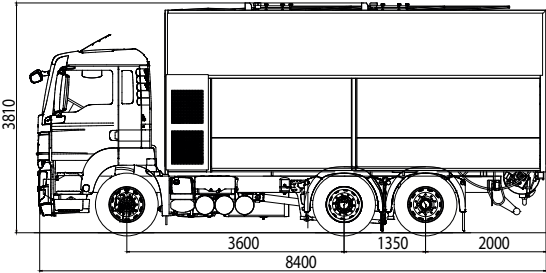
Our range offers **different types of equipment** to satisfy the needs of our customers. Variables in production concern, for example, the blending of the mixture: from an **equipment with a single mixing tank**, to an **equipment with double mixing system** that allows to **increase hourly production** and the **quality** of the final product.

They are fully **automatic** and thanks to their versatility they allow to produce **lightweight sub-floors in all variables**, from a 100% foam product to a 100% polystyrene product, with intermediate combinations. The entire process is managed automatically and the dosing of all components is certifiable.

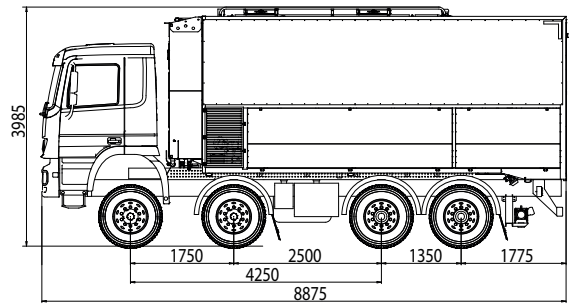
Particular attention deserves our machine **MSA 22 A PTO** (or **13.9 A PTO** according to the chosen configuration). It is **the only equipment on the market** that can produce **both lightweight products** (foam and polystyrene) **and premixed liquid screed**, even in the same day, by loading two different binders into the dedicated compartments of the machine.



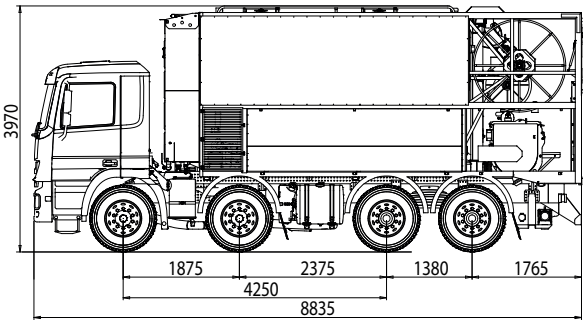
MSA 22 A PTO / MSA 13.9 A PTO



MSA 15 A PTO



MSA 20 A M PTO




MSA 20 PB PTO

MSA	15 A PTO	22 A PTO	13.9 A PTO	20 PB PTO	20 A M PTO
Binder volume	15 m³	22 m³	13 m³	20 m³	20 m³
Extra binder volume	/	/	9 m³	/	/
Dosing mixer	350 lt	350 lt	350 lt	350 lt	/
Pumping mixer	700 lt	700 lt	700 lt	1000 lt	1000 lt
Water tank	1000 - 2000 lt	1000 - 2000 lt	1000 - 2000 lt	2000 lt	2000 lt
Foam concrete production *1	Up to 25 m³/h	Up to 25 m³/h	Up to 25 m³/h	Up to 25 m³/h	Up to 12 m³/h
EPS production *1	Up to 14 m³/h (automatic loading)	Up to 14 m³/h (automatic loading)	Up to 14 m³/h (automatic loading)	Up to 14 m³/h (manual loading)	Up to 14 m³/h (automatic loading)
Premixed self-levelling production *1	Up to 10 m³/h	Up to 10 m³/h	Up to 10 m³/h	/	/
Vehicle	3-axle truck	4-axle truck	4-axle truck	4-axle truck	4-axle truck
Driving	Vehicle PTO	Vehicle PTO	Vehicle PTO	Vehicle PTO	Vehicle PTO
Tare *2	6,5 ton *3	7,5 ton *3	7,5 ton *3	7,5 ton *3	6,5 ton *3

(*1) According to the material and formula used.
(*2) Tare, dimensions and weights vary according to the set-up.
(*3) Vehicle excluded.



Foam concrete



Lightweight subfloors with EPS (optional)